

STEP – 1:

Click on the payment link form application portal, then you will getting screen showed bellow. Click New Payment button (Green in colour) just below heading services



STEP-2: From category dropdown list select “**Application fee for Recruitment**” and fill other details

Category* Application Fee for Recruitment

Reason for payment / Description* NEW ADMISSION HOSTEL

Email address* PHD/MSc Application

Mobile Number* Payment towards Director, NITK Surathkal

Amount* Payment towards NITK Hostel Trust

Endowment Fund

Application Fee for Recruitment


I'm not a robot


reCAPTCHA
Privacy · Terms

Proceed to Payment

STEP-3: Fill the details and tick the **I'm not robot** do the action as per the instructions.

Category*	Application Fee for Recruitment	
Reason for payment / Description*	Application fee for the Post Technical Assistant	
Email address*	youremailaddress@domain.com	
Mobile Number*	9876543210	
Amount*	500	

 I'm not a robot


reCAPTCHA
[Privacy](#) - [Terms](#)

 Proceed to Payment

STEP-4: From this page you must click Make Payment

Transaction Category Application Fee for Recruitment

Email youremailaddress@domain.com

Mobile 9876543210

IRIS Transaction Number TXIRIS00119165


Please note the IRIS Transaction Number (and the email address and mobile number) for future reference.


Transaction Amount 500 INR


[Make Payment](#)




STEP-5: Make the Payment using available option and make sure to save payment receipt




 Credit Card >

 Debit Card


 Debit Card + ATM PIN

 Internet Banking

[Pay by Credit Card](#)

Card Number




Expiration Date **CVV/CVC**

Card Holder Name

Make Payment [Cancel](#)

Merchant Name
National Institute of
Technology Karnataka

Payment Amount: ₹ 500.00


All your payments. Single location.